




# Tips for Camping with your Dog


## Before you Leave

 Check to see if the camping area allows dogs, and familiarize yourself with the rules for pets at the site. Plan activities you and your dog can do together. Your dog should not be unattended or left in a tent.



 Before you head off on your outside adventure with your furry friend check with your Vet! Is your dog's vaccinations all updated? Ask your vet whether your dog should be vaccinated against Lyme disease, a tick-borne disease. Discuss appropriate flea and tick control.


 Make sure your dog has a collar with current contact information. Microchipping your dog is her/his best chance at being returned to you if they get lost

 Training is a must! There are lots of dangers and distractions when you are camping. Please make sure your dog is responsive to your commands. Specifically Stay, Come and Leave it.


## What to Pack

 Bring water for your dog to drink if a water supply is not available at the campsite. Do not allow your dog to drink out of standing bodies of water.

 Pack enough food and treats to last for your entire stay. Pack a food dish and water bowl. Also include any medications your dog takes regularly.



 Take a copy of your dog's health records and vaccination reports.

 Other items to include are bedding, toys, a leash and collar, a carrier or other means to confine your dog when necessary, bags to pick up your dog's waste, and a first aid kit.

Stay Connected:     /OC Animal Care